

Scaled data based on original data using  
LM-79-2019 Approved Method: Electrical and Photometric Measurements of Solid-  
State Lighting Products

Test Report Prepared for  
Cooper Lighting Solutions

Brand: STREETWORKS

Report Number: P386071

Luminaire Tested: GAW-SA1D-722-U-5NQ

Issue Date: 3/3/2020

**Test Information**

Test Method: LM-79-2019  
Report Number: P386071  
TEST IS SCALED FROM IESNA LM-79-08 TEST DATA (G2-1903-205-5)  
Test Lab: INNOVATION CENTER  
Issue Date: 3/3/2020  
Manufacturer: COOPER LIGHTING SOLUTIONS  
Product Line: STREETWORKS  
Catalog Number: GAW-SA1D-722-U-5NQ  
Description: GALLEON WALL LUMINAIRE  
(1) 70 CRI, 2200K, 1200mA LIGHTSQUARE WITH 16 LEDS AND TYPE V NARROW OPTICS  
Light Source: -  
Ballast/Driver: ELECTRONIC DRIVER

**Summary**

Lumens per Lamp: N/A  
Luminaire Lumens: 6283 lumens  
Efficiency: N/A  
Efficacy: 95.2 lumens/watt  
Luminous Opening: Rectangular (W 0.5' x L: 0.5' x H: 0')  
IES Classification: Type V - Short  
BUG Rating: B2 - U0 - G1

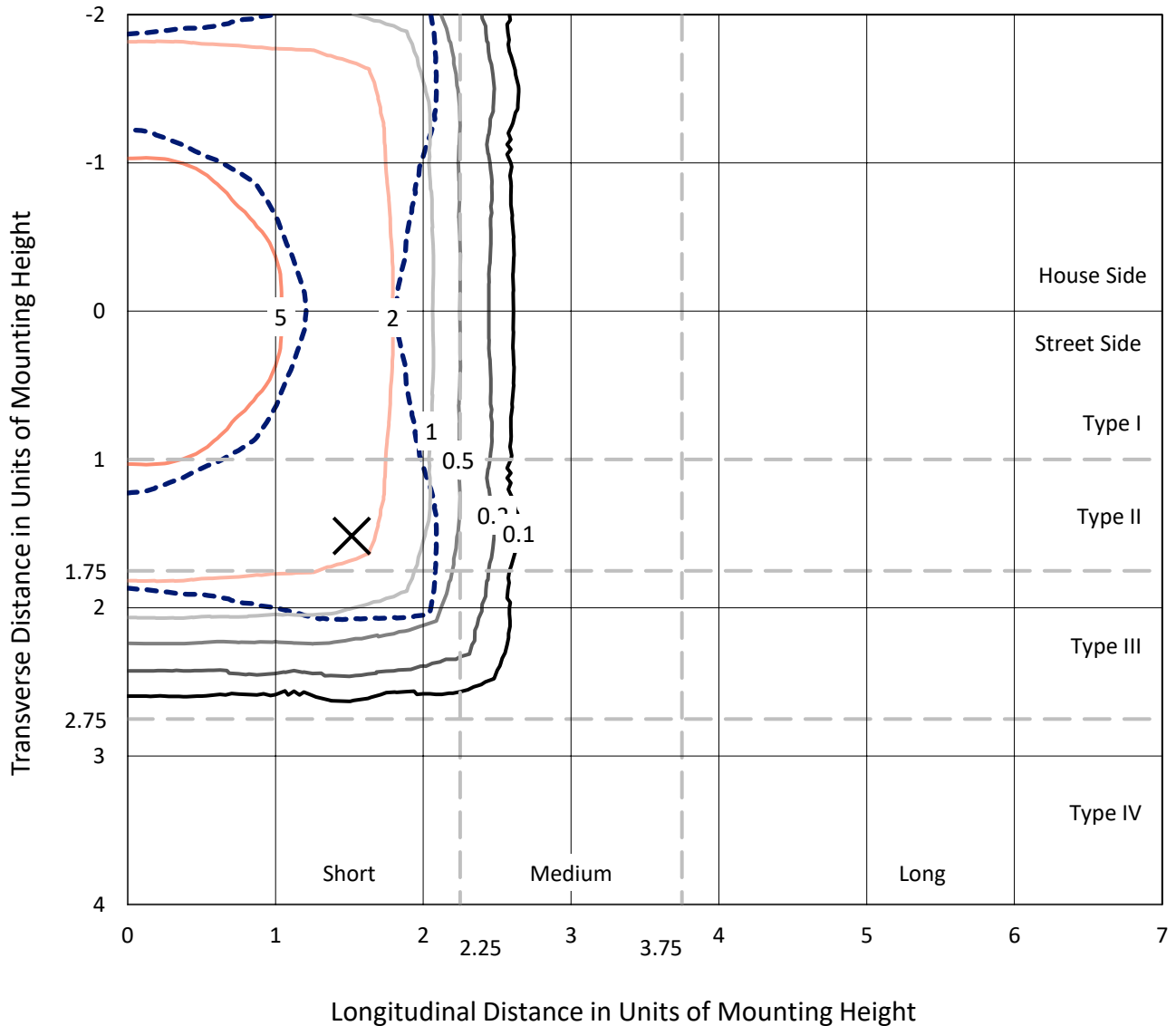
Input Watts (W): 66  
Input Voltage (V): NR  
Input Current (Ain): NR  
Voltage Rise (V): NR  
Power Factor: NR  
Total Harmonic Distortion (THDi): NR  
Frequency (hertz): 60  
Stabilization Time: NR  
Operation Time: NR  
Ambient Temperature (°C): NR  
Test Distance: 28.75 FT



REPORT NUMBER: P386071  
 CATALOG NUMBER: GAW-SA1D-722-U-5NQ

### Iso-Footcandle Lines of Horizontal Illumination

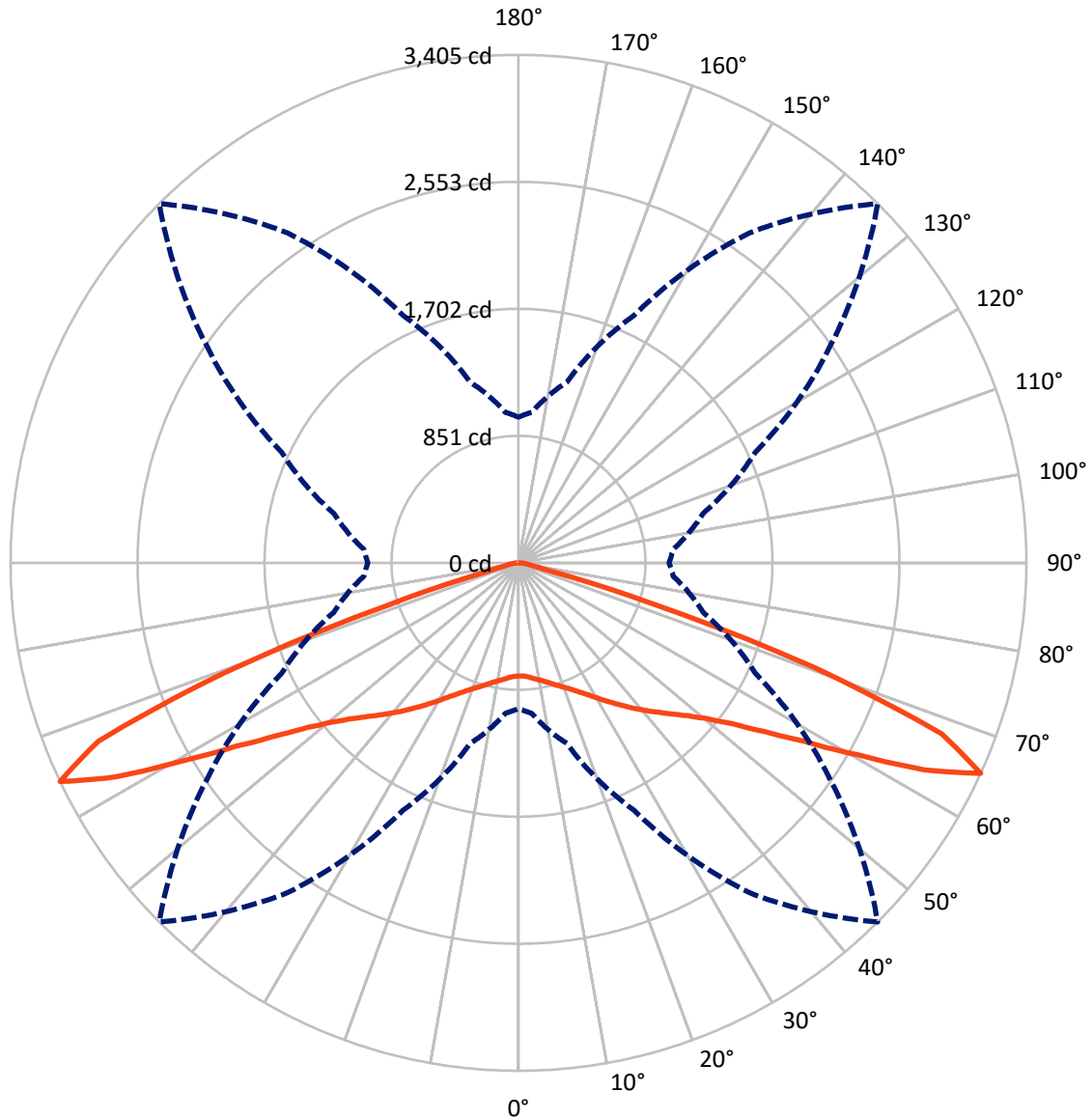
× Max cd  
 - - - 1/2 Max cd



Based on 10 foot mounting height. Maximum calculated value = 7.6 fc  
 Type V - Short - N/A

REPORT NUMBER: P386071  
CATALOG NUMBER: GAW-SA1D-722-U-5NQ

### Luminous Intensity Polar Plot



— Vertical Plane Through 45-Deg Lateral      - - - Horizontal Cone Through 65-Deg Vertical

REPORT NUMBER: P386071  
 CATALOG NUMBER: GAW-SA1D-722-U-5NQ

**FLUX DISTRIBUTION:**

		Downward	Upward	Total
<b>House Side</b>	Lumens	3141.5	0.0	3141.5
	% Fixture	50.0	0.0	50.0
<b>Street Side</b>	Lumens	3141.5	0.0	3141.5
	% Fixture	50.0	0.0	50.0
<b>Total</b>	Lumens	6283.0	0.0	6283.0
	% Fixture	100.0	0.0	100.0

**ZONAL LUMENS:**

Zone	Lumens	% Fixture
0°-10°	74.4	1.2
10°-20°	239.3	3.8
20°-30°	448.9	7.1
30°-40°	742.4	11.8
40°-50°	1150.0	18.3
50°-60°	1763.7	28.1
60°-70°	1645.7	26.2
70°-80°	191.5	3.0
80°-90°	26.9	0.4
90°-100°	0.0	0.0
100°-110°	0.0	0.0
110°-120°	0.0	0.0
120°-130°	0.0	0.0
130°-140°	0.0	0.0
140°-150°	0.0	0.0
150°-160°	0.0	0.0
160°-170°	0.0	0.0
170°-180°	0.0	0.0
0°-90°	6283.0	100.0
0°-180°	6283.0	100.0

**Coefficient of Utilization**



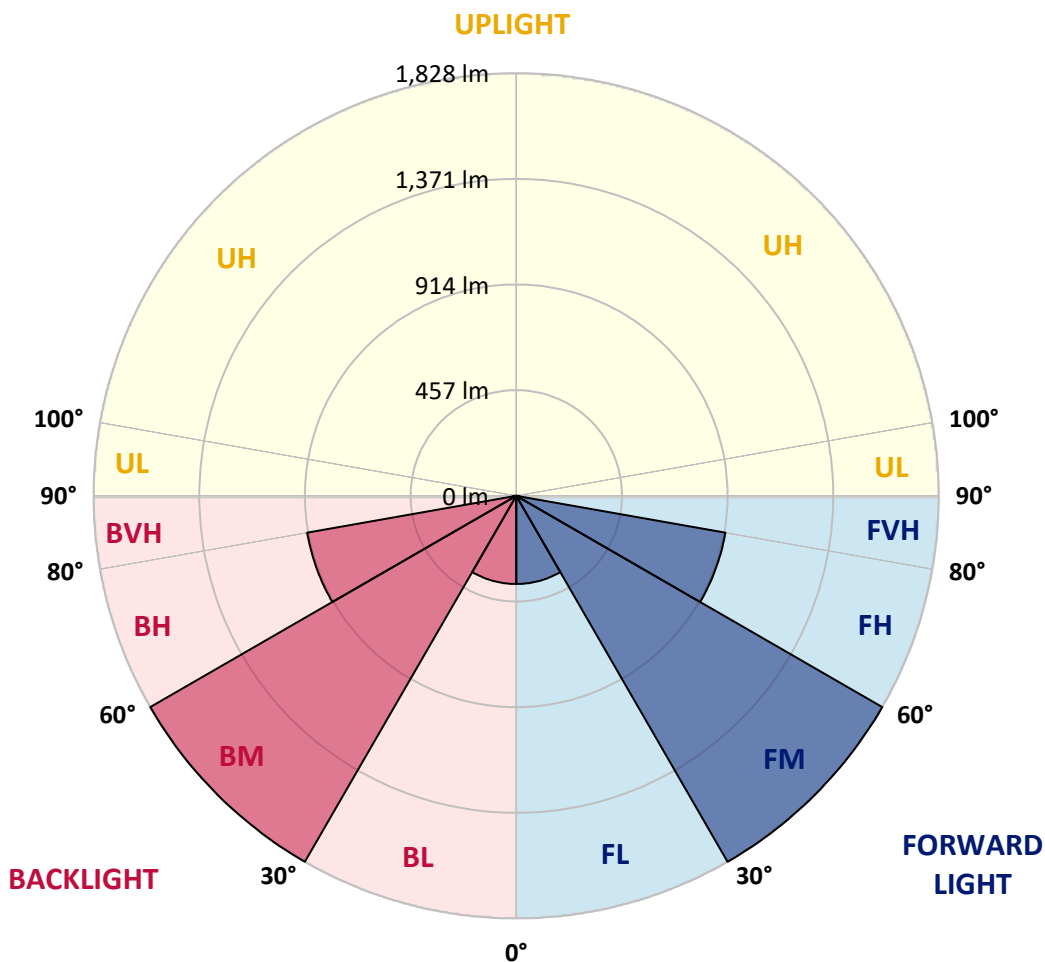
REPORT NUMBER: P386071  
 CATALOG NUMBER: GAW-SA1D-722-U-5NQ

**LUMINAIRE CLASSIFICATION SYSTEM LUMEN TABLE AND BUG RATING:**

Zone	Lumens	% Fixture	Zone Rating/Lumen Limit		
			B	U	G
FL (0°-30°)	381.3	6.1			
FM (30°-60°)	1828.1	29.1			
FH (60°-80°)	918.6	14.6			G1/1800
FVH (80°-90°)	13.5	0.2			G1/100
BL (0°-30°)	381.3	6.1	B1/500		
BM (30°-60°)	1828.1	29.1	B2/2500		
BH (60°-80°)	918.6	14.6	B2/1000		G1/1800
BVH (80°-90°)	13.5	0.2			G1/100
UL (90°-100°)	0.0	0.0		U0/0	
UH (100°-180°)	0.0	0.0		U0/0	

**BUG Rating: B2-U0-G1**

Type V Short





REPORT NUMBER: P386071  
 CATALOG NUMBER: GAW-SA1D-722-U-5NQ

**CANDELA DISTRIBUTION (FULL):**

	0°	5°	15°	25°	35°	45°	55°	65°	75°	85°	90°
0°	758.8	758.8	758.8	758.8	758.8	758.8	758.8	758.8	758.8	758.8	758.8
2.5°	761.3	760.8	761.3	761.5	760.2	760.8	760.6	761.7	762.1	761.7	761.7
5°	770.0	769.4	770.2	771.3	769.6	770.0	769.4	770.6	771.1	770.2	770.8
7.5°	782.1	782.3	783.2	785.0	784.0	784.8	783.6	783.8	783.6	782.3	782.5
10°	795.3	795.5	796.9	799.4	799.8	799.8	799.0	798.4	797.5	796.7	796.9
12.5°	811.1	812.1	813.2	816.3	816.3	818.0	817.6	815.9	814.4	813.2	813.2
15°	832.6	832.4	833.6	836.8	838.2	840.9	840.9	838.6	836.8	835.5	835.1
17.5°	855.1	855.7	856.6	860.3	862.6	865.7	866.2	864.3	863.0	861.4	860.3
20°	881.4	882.4	885.8	887.2	889.3	892.2	893.3	892.9	891.6	890.8	891.0
22.5°	912.0	914.8	916.8	918.9	921.4	923.5	924.6	926.0	924.8	924.1	923.7
25°	949.2	951.0	955.2	959.0	960.6	961.3	962.5	964.6	964.4	962.9	962.9
27.5°	991.3	994.8	1000.1	1005.5	1005.5	1003.4	1007.6	1011.1	1009.9	1008.0	1005.5
30°	1042.4	1045.7	1051.8	1059.3	1055.5	1054.1	1059.7	1066.2	1064.3	1061.2	1060.8
32.5°	1097.5	1100.6	1108.5	1116.6	1111.8	1109.8	1115.8	1125.2	1121.9	1115.6	1111.8
35°	1157.1	1160.2	1171.5	1181.3	1173.2	1169.6	1174.6	1184.8	1179.0	1167.3	1164.4
37.5°	1222.0	1223.6	1238.2	1248.2	1242.6	1233.2	1239.5	1247.0	1242.0	1227.8	1222.2
40°	1289.3	1295.4	1312.3	1324.0	1314.2	1299.3	1309.8	1320.2	1312.7	1294.5	1285.0
42.5°	1368.0	1372.6	1395.1	1405.5	1389.7	1368.8	1383.0	1397.2	1389.7	1372.1	1363.8
45°	1449.7	1456.8	1483.7	1494.1	1471.2	1444.7	1462.0	1486.8	1486.2	1461.0	1452.2
47.5°	1538.8	1545.9	1578.0	1591.8	1566.9	1531.5	1555.9	1590.9	1588.4	1560.7	1553.6
50°	1641.6	1649.1	1689.2	1706.5	1683.3	1642.0	1678.7	1709.6	1705.0	1670.8	1671.4
52.5°	1770.7	1770.3	1820.1	1850.2	1826.4	1789.9	1823.7	1853.7	1834.7	1787.4	1785.9
55°	1883.7	1890.6	1952.4	2009.3	2007.8	1993.9	2007.4	2008.7	1954.4	1891.5	1883.7
57.5°	1958.0	1971.1	2058.1	2161.1	2238.3	2256.9	2230.6	2150.9	2023.9	1923.2	1910.9
60°	1912.3	1932.3	2068.9	2279.0	2506.3	2615.4	2467.1	2219.9	1969.9	1829.5	1812.8
62.5°	1604.1	1637.8	1837.9	2222.0	2737.0	3055.9	2638.5	2109.2	1755.1	1561.7	1533.1
65°	976.9	1012.6	1253.7	1828.9	2699.6	3404.6	2560.3	1750.7	1281.0	1040.5	1009.7
67.5°	325.6	336.0	478.0	1010.9	2121.7	3059.0	2125.3	1048.0	557.5	369.6	358.7
70°	127.4	128.5	151.6	293.0	1001.9	2101.1	1105.6	298.2	158.5	125.3	128.1
72.5°	93.6	94.1	100.5	122.4	261.1	925.6	270.5	123.1	97.8	87.8	87.8
75°	75.3	75.3	79.9	89.3	117.0	212.3	118.7	88.2	76.5	70.1	69.2
77.5°	59.4	60.7	64.2	70.3	79.3	102.2	82.2	69.9	61.7	55.7	54.4
80°	44.2	45.5	51.3	54.2	56.9	70.9	60.7	54.6	48.8	41.7	40.5
82.5°	29.0	30.2	37.5	39.2	38.6	46.3	40.9	40.3	35.9	26.9	25.7
85°	19.0	19.4	25.0	26.1	24.0	21.1	26.1	27.5	25.0	17.5	16.9
87.5°	9.0	9.0	12.7	11.9	10.8	8.8	11.9	14.0	14.2	8.6	8.3
90°	0.0	0.0	0.0	0.0	0.0	0.0	0.0	0.0	0.0	0.0	0.0

(END OF REPORT)